















1. Identify your role in the community. Check all that apply.











	Response Percent	Response Count
Parent 	17.6%	3
Community Member 	29.4%	5
<b>Staff Member</b> 	<b>100.0%</b>	<b>17</b>
Student	0.0%	0
	<b>answered question</b>	<b>17</b>
	<b>skipped question</b>	<b>0</b>





**2. What are the greatest challenges or issues this school district will face over the next five years in order to provide a quality education for all students? (choose only 5 of your highest priorities from this list):**

		Response Percent	Response Count
Providing consistent student programs and services with a declining enrollment		41.2%	7
Hiring and retaining quality educators in an increasingly competitive market		47.1%	8
Continuing to meet the yearly progress goals of No Child Left Behind		0.0%	0
Meeting the educational needs of growing numbers of second language learners		23.5%	4
Meeting the increasing health issues of students		0.0%	0
Maintaining physical facilities as buildings age		47.1%	8
Meeting the broadening academic and social needs of an increasingly diverse student population		47.1%	8
<b>Keeping up-to-date with technology hardware, software, applications, and support</b>		<b>88.2%</b>	<b>15</b>
Meeting the needs of special education students		23.5%	4
The growing outside stressors on families that impact parental support and quality of student work and behavior		52.9%	9
Responding to state and national economic conditions that affect the levels of financial support the district receives		35.3%	6














Providing a rigorous educational program that will prepare students for college and career		64.7%	11
Maintaining or reducing class size		17.6%	3
Other (please specify)			0
		<b>answered question</b>	<b>17</b>
		<b>skipped question</b>	<b>0</b>





**3. What are the most important skills and abilities students need to know or be able to do to be prepared for a successful future? (Choose only 5 of your highest priorities from this list):**

		Response Percent	Response Count
A mastery of reading		58.8%	10
A mastery of mathematics		47.1%	8
A mastery of science		5.9%	1
A mastery of social studies		5.9%	1
A mastery of the communication skills of writing, speaking, and listening		58.8%	10
A mastery of the fine arts		0.0%	0
The ability to locate information and use it appropriately		29.4%	5
The ability to use computer technology to extend learning and master subjects		47.1%	8
Consumer and financial skills		23.5%	4
Volunteerism and community service		5.9%	1
The ability to collaborate and work productively with others and resolve conflicts when they arise		35.3%	6
<b>The ability to organize,</b>			













prioritize, set goals, and manage time		64.7%	11
Learn a foreign language		0.0%	0
The ability to work with a team (being a team player)		23.5%	4
The ability to do research and seek out answers to questions		35.3%	6
The ability to be a self-reliant learner		41.2%	7
		Other (please specify)	0
		<b>answered question</b>	<b>17</b>
		<b>skipped question</b>	<b>0</b>

**4. What evidence do you use to judge the quality of education in our school district?  
(Choose only 5 of your highest priorities from this list):**

		Response Percent	Response Count
Amount of community involvement in school and student activities		17.6%	3
The number of students in each class per teacher (class size)		23.5%	4
The amount of money allocated for the education of each student (cost-per student)		5.9%	1
<b>How well students perform in high school (graduation rates and ACT/SAT scores)</b>		<b>58.8%</b>	<b>10</b>
The number of extracurricular (clubs, sports, etc.) activities that are offered		5.9%	1
The awards and recognition the district, schools, teachers, or students receive		11.8%	2
The condition of district buildings		23.5%	4
Test scores (state tests and other state or national tests)		41.2%	7
The student standards based report card		5.9%	1
Comparisons to the results other school districts achieve		41.2%	7
Numbers of discipline problems/issues		29.4%	5
Newspaper articles about school or district achievements and recognition		5.9%	1
Your perception and satisfaction with district schools		23.5%	4
The number and quality of special			

programs available to meet student needs		41.2%	7
Success at the college and university level		35.3%	6
<b>Successful employment after leaving high school</b>		<b>58.8%</b>	<b>10</b>
How well the districts educational programs reduce the achievement gap between subgroups of students		35.3%	6
		Other (please specify)	0
		<b>answered question</b>	<b>17</b>
		<b>skipped question</b>	<b>0</b>

**5. What should the financial priorities be for this school district during the next five years?  
(choose only 5 of your highest priorities from this list):**

		Response Percent	Response Count
Maintain clean, well-repaired, secure buildings		52.9%	9
<b>Maintain up-to-date technology</b>		<b>82.4%</b>	<b>14</b>
Provide training and development opportunities to keep staff skilled and competent		64.7%	11
Wisely invest tax revenues in a quality education		23.5%	4
Be a good steward of taxpayer money by balancing the budget		23.5%	4
Maintain and improve current instructional programs		47.1%	8
Introduce foreign language programs in the elementary schools		5.9%	1
Maintain low class sizes		29.4%	5
Keep salaries and benefits competitive in order to attract and keep quality staff		76.5%	13
Keep libraries/media centers up-to-date		5.9%	1
Make sure that students have quality educational books/materials in the classroom and the library		58.8%	10
A continued emphasis in supporting services programs special needs students		11.8%	2
	Other (please specify)		0
	<b>answered question</b>		<b>17</b>
	<b>skipped question</b>		<b>0</b>

**6. What could the school district do that would delight you?**

**Response  
Count**

10

**answered question**

**10**

**skipped question**

**7**

**7. What information or advice would you give the strategic planning team as they make decisions about long-term priorities and goals?**

**Response  
Count**

8

**answered question**

**8**

**skipped question**

**9**